

## Pumps with peripheral impeller

 Clean water

 Industrial use



PQA 50 - PQA 60

PQA 70 - PQA 72 - PQA 70 - PQA 90

### PERFORMANCE RANGE

- Flow rate up to **50 l/min** (3.0 m<sup>3</sup>/h)
- Head up to **90 m**

### APPLICATION LIMITS

- Manometric suction lift up to **8 m**
- Liquid temperature between **-10 °C** and **+90 °C**
- Ambient temperature between **-10 °C** and **+40 °C** (+50 °C for PQA 50-60)
- Max. working pressure **10 bar**
- Continuous service **S1**

### CONSTRUCTION AND SAFETY STANDARDS

EN 60335-1  
IEC 60335-1  
CEI 61-150

EN 60034-1  
IEC 60034-1  
CEI 2-3



### CERTIFICATIONS

Company with management system certified DNV  
ISO 9001: QUALITY

### INSTALLATION AND USE

The **PQA** pumps are recommended for pumping clean water without abrasive particles and with liquids which are not chemically aggressive towards the materials with which the pump is made. The PPS and brass pump body construction guarantees against the formation of rust and oxidation. Because of these characteristics these pumps are suitable for use in industrial applications such as cooling, air conditioning, laundries, etc. Installation needs to be undertaken in well ventilated closed areas or anyway protected from bad weather.

### PATENTS - TRADE MARKS - MODELS

- Motor bracket: patent n. IT1243605
- Shaft: patent n. 0000275945 (PQA 50-60)

### OPTIONS AVAILABLE ON REQUEST

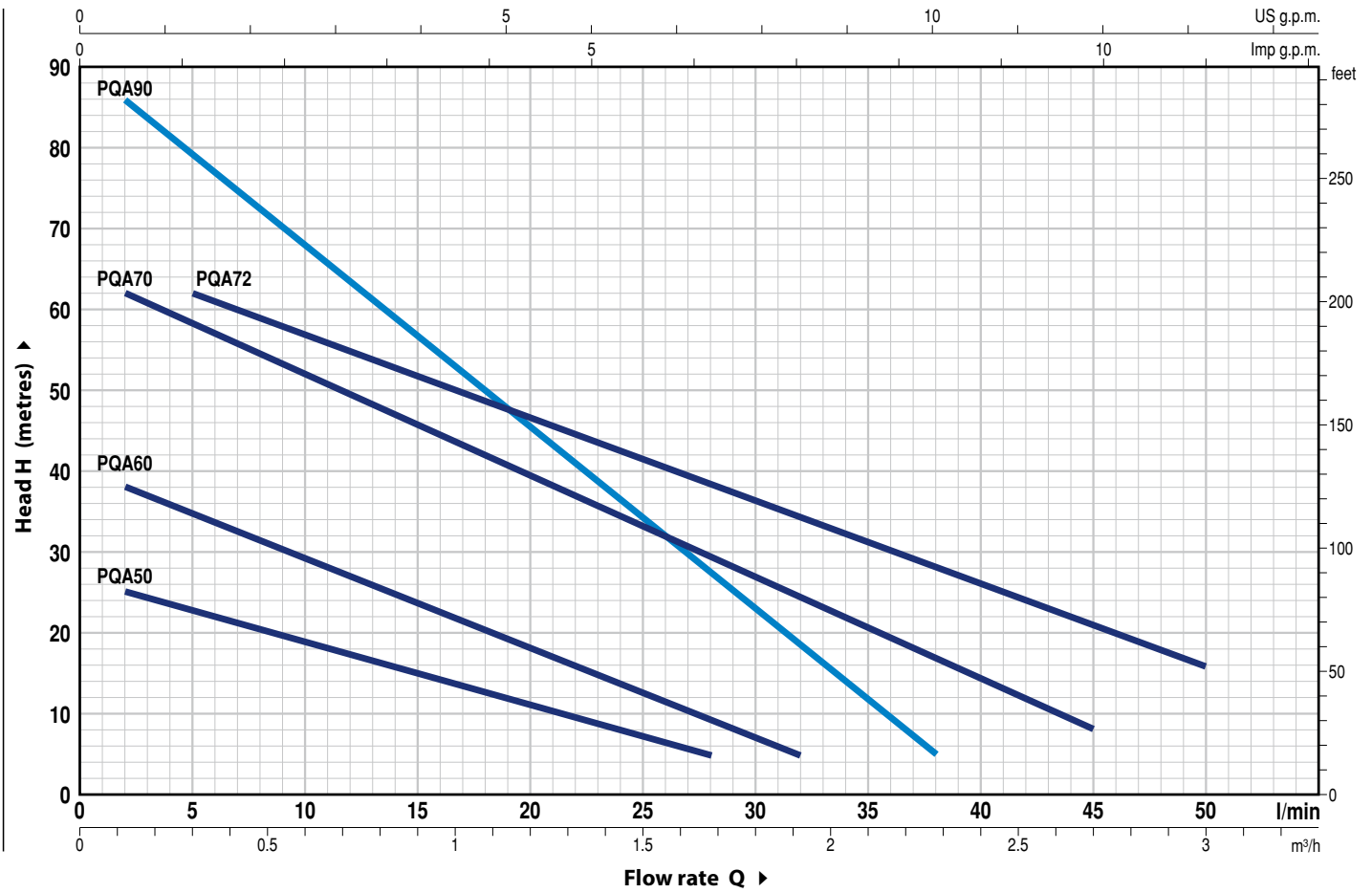
- Special mechanical seal
- EN 10088-3 - 1.4401 (AISI 316) stainless steel pump shaft
- Other voltages
- IP X5 class protection for PQA70-90

### GUARANTEE

2 years subject to terms and conditions

**CHARACTERISTIC CURVES AND PERFORMANCE DATA**

**60 Hz n= 3450 min<sup>-1</sup> HS= 0 m**



MODEL		POWER (P <sub>2</sub> )		▲	Q	Flow rate															
Single-phase	Three-phase	kW	HP			m <sup>3</sup> /h	0	0.1	0.3	0.6	0.9	1.2	1.5	1.7	1.8	1.9	2.3	2.7	3.0		
					l/min	0	2	5	10	15	20	25	28	30	32	38	45	50			
PQAm 50	PQA 50	0.18	0.25	IE3	H metres	26	25	22	19	15	11	8	5								
PQAm 60	PQA 60	0.37	0.50			40	38	35	29	23.5	18	12.5	9	7	5						
PQAm 70	PQA 70	0.55	0.75			65	62	58	52	45.5	39.5	33	30	27	24	17	8				
PQAm 72	PQA 72	0.55	0.75			65	-	62	67	52	46	42	38	36	34	28	21	18			
PQAm 90	PQA 90	0.75	1			90	86	79	68	57	45	34	27	23	18	5					

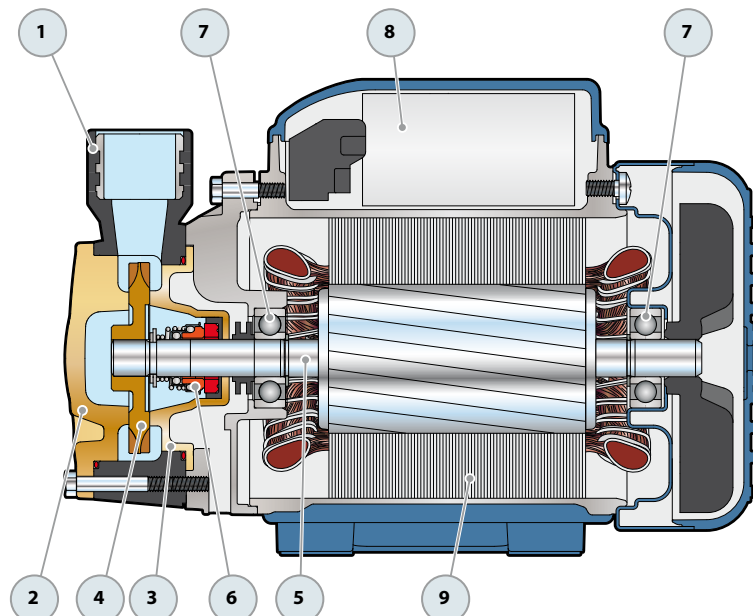
Q = Flow rate H = Total manometric head HS = Suction height

Tolerance of characteristic curves in compliance with EN ISO 9906 Grade 3B.

▲ Three-phase motor efficiency class (IEC 60034-30-1)

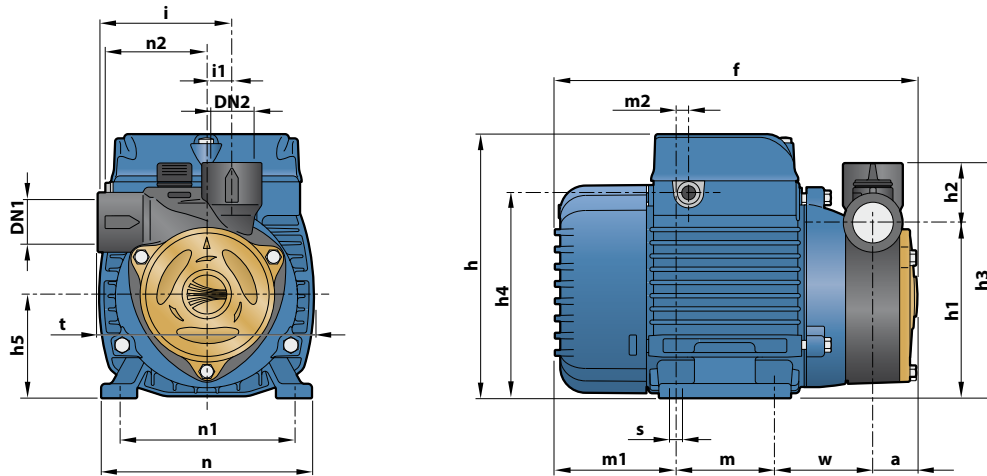
## POS. COMPONENT CONSTRUCTION CHARACTERISTICS

1	<b>PUMP BODY</b>	PPS complete with threaded metallic port inserts in compliance with ISO 228/1				
2	<b>BODY PLATE</b>	Brass				
3	<b>MOTOR BRACKET</b>	Aluminium with brass insert (patented), reduces the risk of impeller seizure				
4	<b>IMPELLER</b>	Brass with peripheral radial vanes				
5	<b>MOTOR SHAFT</b>	Stainless steel AISI 431				
6	<b>MECHANICAL SEAL</b>	<i>Seal</i>	<i>Shaft</i>	<i>Materials</i>		
		<i>Model</i>	<i>Diameter</i>	<i>Stationary ring</i>	<i>Rotational ring</i>	<i>Elastomer</i>
		ST1-12	Ø 12 mm	Silicon carbide	Graphite	NBR
7	<b>BEARINGS</b>	<i>Pump</i>	<i>Model</i>			
		PQA 50-60	6201 ZZ / 6201 ZZ			
		PQA 70-72-90	6203 ZZ / 6203 ZZ			
8	<b>CAPACITOR</b>	<i>Pump</i>	<i>Capacitance</i>			
		<i>Single-phase</i>	(220 V)	(110 V or 127 V)		
		PQAm 50-60	10 µF - 450 VL	25 µF - 250 VL		
		PQAm 70-72	16 µF - 450 VL	60 µF - 300 VL		
		PQAm 90	20 µF - 450 VL	60 µF - 300 VL		
9	<b>ELECTRIC MOTOR</b>	<p><b>PQAm:</b> single-phase 220 V - 60 Hz with thermal overload protector incorporated into the winding.  <b>PQA:</b> three-phase 220/380 V - 60 Hz or 220/440 V - 60 Hz.</p> <p>➔ <b>The three-phase pumps are fitted with high performance motors in class IE3 (IEC 60034-30-1)</b></p> <ul style="list-style-type: none"> <li>- Insulation: class F</li> <li>- Protection: IP X4</li> </ul>				

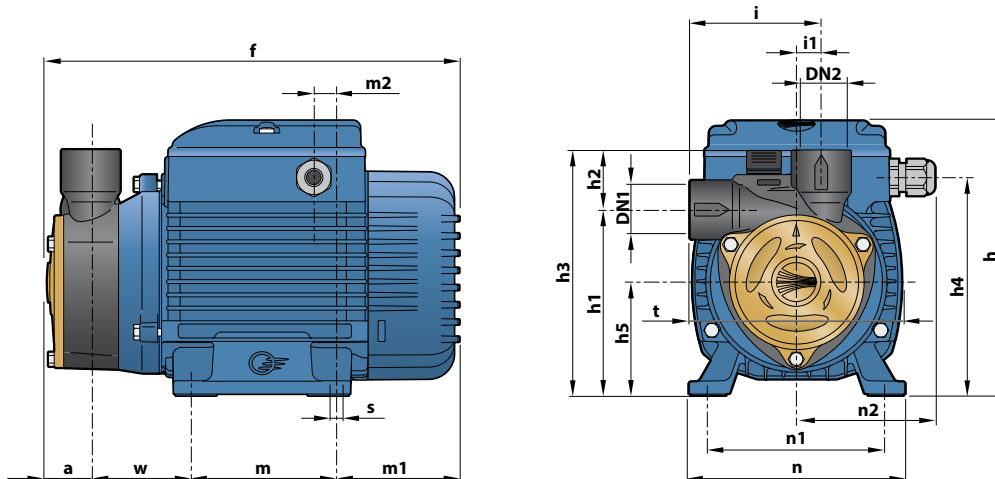


## DIMENSIONS AND WEIGHT

### PQA 50-60



### PQA 70-72-90



MODEL		PORTS		DIMENSIONS mm																	kg				
Single-phase	Three-phase	DN1	DN2	a	f	h	h1	h2	h3	h4	h5	i	i1	m	m1	m2	n	n1	n2	t	w	s	1~	3~	
PQAm 50	PQA 50	½"	½"	25	198	145	96	33	129	112	56	72.5	13.5	55	65	8	116	94	100	55.5	117	53	7	4.7	4.7
PQAm 60	PQA 60			28	261	179	116.5	32.5	149	71	83	20	90	80.5	21	134	112	79	140	62.5	9.3	9.3			
PQAm 70	PQA 70	1"	1"	26.5	259	179	121	30	151	139	71	83	20	90	80.5	21	134	112	79	140	62	7	9.3	9.3	
PQAm 72	PQA 72						35	156	76	16	9.3	9.3													
PQAm 90	PQA 90	½"	½"	26.5	259	179	121	35	156	139	71	76	16	90	80.5	21	134	112	79	140	62	7	9.4	9.4	

## ABSORPTION

MODEL	VOLTAGE		
Single-phase	220 V	110 V	127 V
PQAm 50	2.1 A	4.2 A	3.7 A
PQAm 60	2.6 A	6.0 A	5.2 A
PQAm 70	6.5 A	13.0 A	11.3 A
PQAm 72	6.5 A	13.0 A	11.3 A
PQAm 90	5.6 A	11.2 A	9.7 A

MODEL	VOLTAGE			
Three-phase	220 V	380 V	220 V	440 V
PQA 50	2.0 A	1.15 A	2.0 A	1.1 A
PQA 60	2.0 A	1.15 A	2.0 A	1.1 A
PQA 70	3.4 A	1.95 A	3.5 A	2.0 A
PQA 72	3.4 A	1.95 A	3.5 A	2.0 A
PQA 90	4.2 A	2.4 A	3.7 A	2.2 A