

Peripheral pumps with brass pump body

 Clean water

 Industrial use



PERFORMANCE RANGE

- Flow rate up to **50 l/min** (3.0 m³/h)
- Head up to **56.5 m**

APPLICATION LIMITS

- Manometric suction lift up to **8 m**
- Liquid temperature between **-10 °C** and **+90 °C**
- Ambient temperature between **-10 °C** and **+40 °C** (+50 °C for PQ 60-Bs)
- Max. working pressure **10 bar**
- Continuous service **S1**

CONSTRUCTION AND SAFETY STANDARDS

EN 60335-1
IEC 60335-1
CEI 61-150

EN 60034-1
IEC 60034-1
CEI 2-3



CERTIFICATIONS

Company with management system certified DNV
ISO 9001: QUALITY

INSTALLATION AND USE

Suitable for use with clean water that does not contain abrasive particles and with liquids that are not chemically aggressive towards the materials from which the pump is made. The hydraulic characteristics of these pumps, coupled with their compactness, makes them suitable for use in industrial applications. Installation needs to be undertaken in well ventilated closed areas or anyway protected from bad weather.

PATENTS - TRADE MARKS - MODELS

- Motor bracket: patent n. IT1243605
- Shaft: patent n. 0000275945
- Registered EU Design n. 002146548

OPTIONS AVAILABLE ON REQUEST

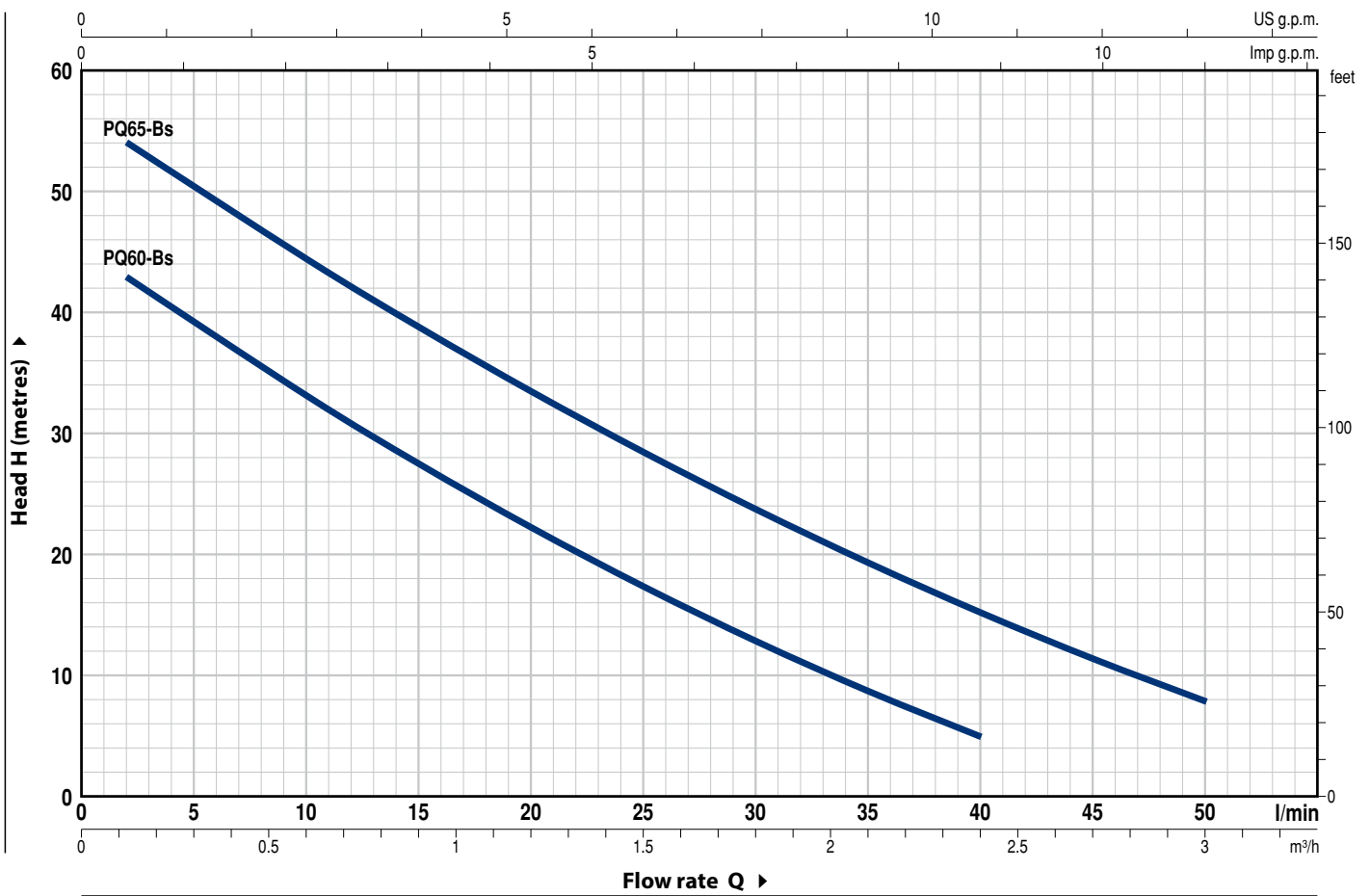
- Special mechanical seal
- EN 10088-3 - 1.4401 (AISI 316) stainless steel pump shaft
- Other voltages

GUARANTEE

2 years subject to terms and conditions

CHARACTERISTIC CURVES AND PERFORMANCE DATA

60 Hz n= 3450 min⁻¹ HS= 0 m





MODEL		POWER (P ₂)			Q	Flow rate											
Single-phase	Three-phase	kW	HP	▲		m ³ /h	0	0.12	0.6	0.9	1.2	1.5	1.8	2.1	2.4	2.7	3.0
					l/min	0	2	10	15	20	25	30	35	40	45	50	
PQm 60-Bs	PQ 60-Bs	0.37	0.50	IE3	H metres	45.5	43	33	27.5	22.3	17.4	12.9	8.8	5			
PQm 65-Bs	PQ 65-Bs	0.55	0.75			56.5	54	44.5	39	33.5	28.5	23.8	19.4	15.3	11.5	8	

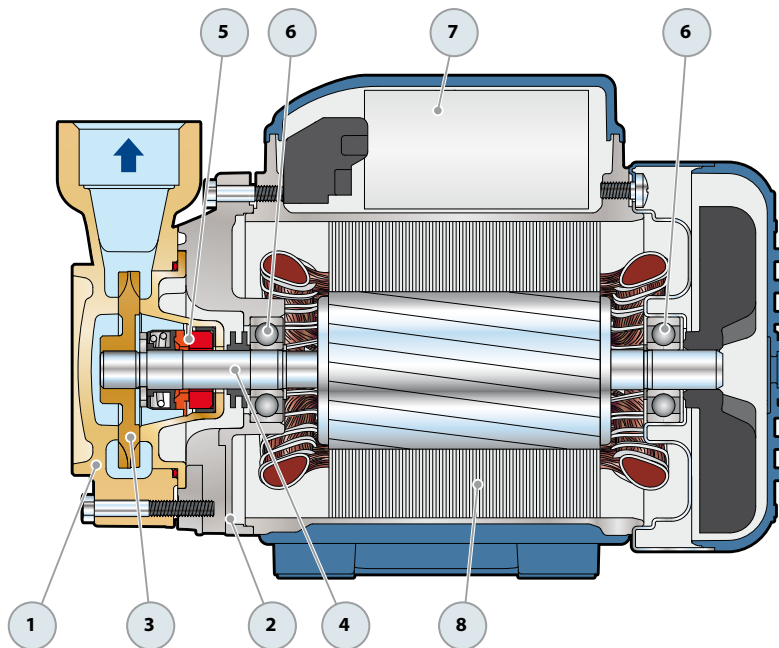
Q = Flow rate H = Total manometric head HS = Suction height

Tolerance of characteristic curves in compliance with EN ISO 9906 Grade 3B.

▲ Three-phase motor efficiency class (IEC 60034-30-1)

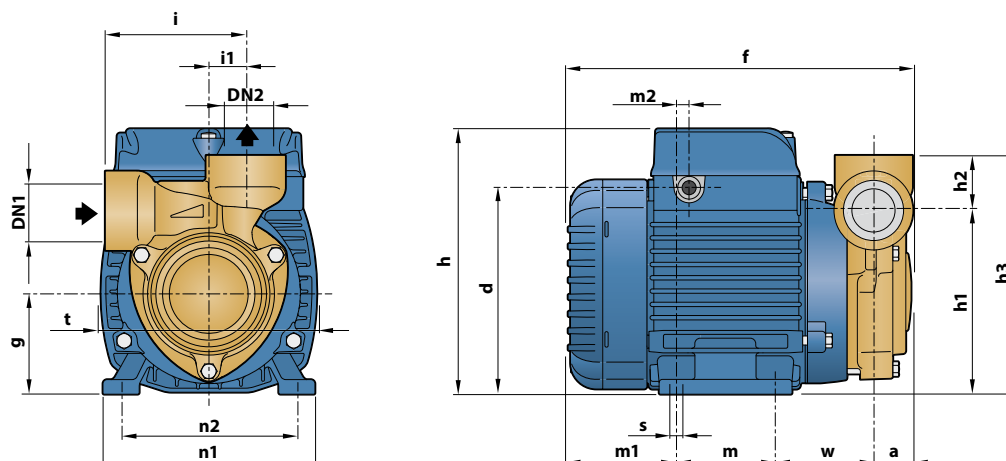
POS. COMPONENT CONSTRUCTION CHARACTERISTICS

1	PUMP BODY	Brass complete with threaded ports in compliance with ISO 228/1				
2	MOTOR BRACKET	Aluminium with brass insert (patented), reduces the risk of impeller seizure				
3	IMPELLER	Brass with peripheral radial vanes				
4	MOTOR SHAFT	Stainless steel AISI 431				
5	MECHANICAL SEAL	Seal	Shaft	Materials		
		<i>Model</i>	<i>Diameter</i>	<i>Stationary ring</i>	<i>Rotational ring</i>	<i>Elastomer</i>
		ST1-12	Ø 12 mm	Silicon carbide	Graphite	NBR
6	BEARINGS	6201 ZZ / 6201 ZZ				
7	CAPACITOR	EN 60252-1/A1				
8	ELECTRIC MOTOR	<p>PQm-Bs: single-phase 220 V - 60 Hz with thermal overload protector incorporated into the winding.</p> <p>PQ-Bs: three-phase 220/380 V - 60 Hz or 220/440 V - 60 Hz.</p> <p>⇒ The pump is fitted with a high performance motor in class IE3 (IEC 60034-30-1)</p> <ul style="list-style-type: none"> - Insulation: class F - Protection: IP X4 				

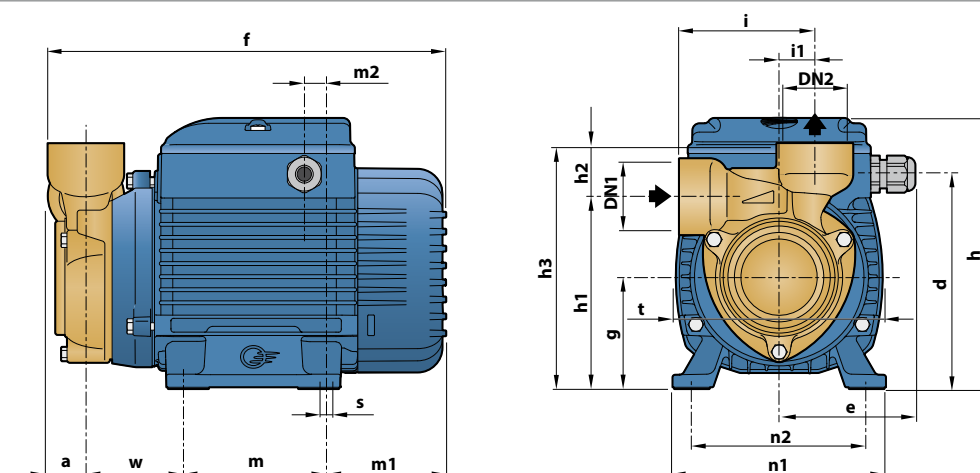


DIMENSIONS AND WEIGHT

PQ 60-Bs



PQ 65-Bs



MODEL		PORTS		DIMENSIONS mm																	kg			
Single-phase	Three-phase	DN1	DN2	a	d	e	f	g	h	h1	h2	h3	i	i1	m	m1	m2	n1	n2	t	w	s	1~	3~
PQm 60-Bs	PQ 60-Bs	1"	1"	22	112	55.5	192	56	145	101	30	131	76	20	55	62	8	116	94/100	118	53	7	5.0	5.0
PQm 65-Bs	PQ 65-Bs			22	120.5	76.5	225	63	155	108		138			80	70	11.5	119	100	117			7.0	6.9

ABSORPTION

MODEL	VOLTAGE		
Single-phase	220 V	110 V	127 V
PQm 60-Bs	2.8 A	5.6 A	4.9 A
PQm 65-Bs	5.1 A	10.6 A	10.0 A

MODEL	VOLTAGE			
Three-phase	220 V	380 V	220 V	440 V
PQ 60-Bs	2.0 A	1.15 A	2.1 A	1.2 A
PQ 65-Bs	3.2 A	1.85 A	2.7 A	1.5 A

CAPACITORS

MODEL	CAPACITANCE	
Single-phase	220 V	110 V or 127 V
PQm 60-Bs	10 µF - 450 VL	25 µF - 250 VL
PQm 65-Bs	14 µF - 450 VL	25 µF - 250 VL